



ENFIS QUATTRO Array Green 520nm

Smart, powerful, compact, efficient, reliable light

Features & Benefits

- Intense, high-power Green spot source
- Ultra-high power density
- Long-life and reliable, high-performance due to excellent thermal conductivity

Outline Specification

- 26000mW typical power:
- 16cm² Aperture
- 1625mW/cm² power density
- Input power: 406W

Light Engine Integration

Enfis can eliminate the time, cost and risk of integration by offering our arrays as part of a complete light engine solution

Smart Array Technology

Light output from Enfis Arrays can be monitored and controlled via a patent-pending integrated photo-detection system, enabling precise control of light output.

Thermal Management

Enfis arrays are designed to provide excellent thermal conductivity and to be integrated effectively with thermal hardware to ensure optimum performance and life.

Optics



Enfis UNO arrays provide a compact spot source with Lambertian emission characteristics. Enfis technical experts can advise a range of optical solutions to match your requirements.

Power Management

Enfis provides a range of feature-rich, powerful drivers and power supplies for our arrays. Our applications team can provide you with a solution for your specific requirements.

Applications & Markets

- Backlighting
- Signs
- Illumination
- Effect lighting



ENFIS LIMITED
TECHNIUM 2, KING'S ROAD
SWANSEA WATERFRONT
SWANSEA SA1 8PJ UK

TEL +44 (0)1792 485660
FAX +44 (0)1792 485537

ENFIS 

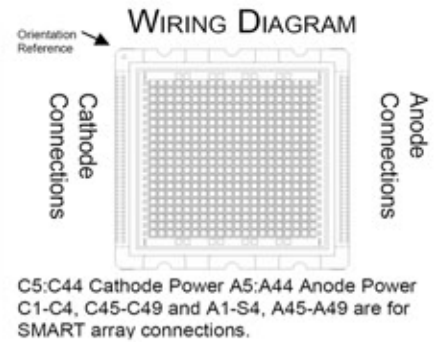



Enfis QUATTRO Green 520nm

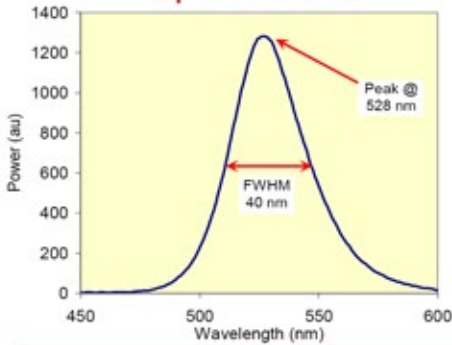
Technical Specification

Electro-Optical Characteristics

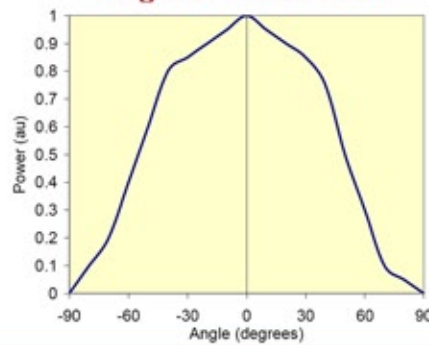
Item	Min	Typ	Max
Rated Current I_f (mA)		11600	
Forward Voltage V_f (Volts)		35	38
Peak Wavelength λ_p (nm)	510	520	530
Dominant Wavelength λ_d (nm)	516	526	536
Spectral Width $\Delta\lambda$ (nm)	30	40	55
Total Radiant Flux Φ_r (mW)	20000	26000	
Radiant Flux Density $d\Phi_r/dA$ (mW/cm ²)	1250	1625	
Total Luminous Flux Φ_v (Lumen)		12600	
Luminous Flux Density Φ_v/A (Lumen/cm ²)		790	
Total Electrical Power P (W)		406	440



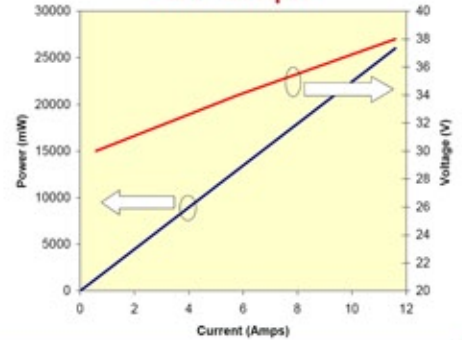
Spectral Data



Angular Distribution



LIV Graph



Heat Generation

Proper thermal design of the end product is of paramount importance. The operational junction temperature of each LED chip should be kept below 125°C. Please contact Enfis for further support in this matter.

Handling LED Array

Contact with the encapsulant on the surface of the LED array must be avoided to prevent damage. Do not apply pressure to the encapsulant or allow it to come into contact with the sharp objects. During operation the encapsulant will be hot and contact should be avoided.

Static Electricity

Care must be taken when handling, these products are sensitive to static electricity. Observe static handling precautions



Cleaning

Avoid touching the LED array surface. To clean – BLOW surface with either dry air or nitrogen gas

Eye Safety Precautions

The light output of the products may cause injuries to human eyes in circumstances where the products are viewed directly with unshielded eyes for more than a few seconds.



Please refer to IEC 60825-1:2001 for further information.

ENFIS LIMITED
TECHNIUM 2, KING'S ROAD
SWANSEA WATERFRONT
SWANSEA SA1 8PJ UK

TEL +44 (0)1792 485660
FAX +44 (0)1792 485537

ENFIS

Quattro Array 520nm Rev. 1, Sep 07